



PS-500

Frontier Products, Inc.
 4524 J D Mouser Parkway
 Alvarado, TX 76009
 Ph: 682-422-3817
 www.frontierproductsinc.com

PRODUCT DESCRIPTION



PS-500 is a premium, solvent-free pressure sensitive adhesive that is specially formulated for the installation of vinyl-backed carpet tile and dimensionally stable vinyl tile and plank. It may be used as a releasable adhesive or a permanent adhesive (if the flooring is installed while the adhesive is still wet a permanent bond will be formed). PS-500 resists plasticizer migration and the development of mold and

mildew. PS-500 is non-staining and can easily be applied with a trowel or a roller.




Typical Uses

- Vinyl and Non-Vinyl backed Modular Carpet Tile
- Luxury Vinyl Tile (LVT)
- Luxury Vinyl Plank (LVP)
- Solid Vinyl Sheet Flooring
- Fiberglass Reinforced Sheet Vinyl
- Carpet Cushion (to the substrate)

Advantages

- Solvent Free, Ultra-Low VOC
- Spreads Easy
- Superior Tack Development
- Mold and Mildew Resistant
- Complies with SCAQMD Rule 1168

Coverage

Flooring Product	Trowel size	Coverage
Porous Substrates	1/16" x 1/16" x 1/16" Sq-Notch 	150-200 sq. ft. /gal.
Non Porous Substrates and Carpet Tile	1/16" x 1/32" x 1/32" U-Notch 	250-300 sq. ft. /gal.
Carpet Tile & Sheet Vinyl	3/8" Nap Roller 	250-300 sq. ft. /gal.

Packaging

Available in 4 gallon and 1 gallon plastic pails

Cautions and Limitations

For interior use only.
 Protect from freezing. Do not allow the product to freeze.
 Do not install over adhesive residues.
 This product is not a moisture barrier.
 MVER must not exceed 5 lbs./1,000 sq. ft./24 hrs. or 80% RH on existing slabs.
 MVER must not exceed 8 lbs./1,000 sq. ft./24 hrs. or 90% RH on green slabs.
 Do not exceed the flooring manufacturer's moisture limits.
 Install only when ambient temperature is between 60F and 95F.
 Substrate temperature must be between 50F and 90F.
 Flooring must be acclimated per the manufacturer's instructions.
 Do not wet clean the installation for a minimum of 14 days.

TECHNICAL DATA

Color White
Tack Time (70° F, 50% RH) 60 minutes
pH 7.0 - 9.0
VOC Content <3.4 g/l
Density 8.0 lbs. per gallon
Shelf Life 12 months in an unopened container

INSTALLATION

Surface Preparation

Follow all surface preparation instructions issued by the flooring manufacturer. Substrates must be structurally sound, solid and stable. Surfaces must be clean and free from dirt, dust, debris, oils, waxes, or any other material that would inhibit bonding of the adhesive to the substrate. Floor level cannot exceed a variance of 3/16" per 10 feet. Moisture testing must be carried out on all concrete subfloors in accordance with ASTM F1869 or ASTM F2170. MVER must not exceed 5 lbs. per 1,000 sq. ft. per 24 hrs. or 80% RH on existing slabs. Green slabs must not have a MVER in excess of 8 lbs. per 1,000 sq. ft. per 24 hrs. or 90% RH.

Installation over Porous Substrates:

Follow all flooring manufacturer's installation instructions and guidelines. Apply the adhesive using the proper trowel. When installing sheet flooring, allow the adhesive 20 minutes of open time before installing the flooring. When installing vinyl tile, plank or carpet tiles, allow the adhesive to become dry to the touch before installing the flooring (approx. 60 minutes).
 Apply the flooring and roll the installation as per the flooring manufacturer's recommendations.

Installation over Non-Porous Substrates:

Follow all flooring manufacturer's installation instructions and guidelines. Apply the adhesive using the proper trowel. Allow the adhesive to become dry to the touch before installing the flooring (approx. 60 minutes). When the adhesive has dried, the floor covering must be installed within 2 hours. Apply the flooring and roll the installation as per the flooring manufacturer's recommendations. Do not install flooring into wet adhesive on non-porous substrates.



PS-500

2 of 2

Additional Instructions

Lift the flooring periodically to ensure 100% transfer. Follow the floor manufacturer's guidelines regarding foot traffic. Foot traffic should be limited for the first 24 hours following installation. Normal foot traffic and the moving of heavy objects should be restricted for the first 48 hours.

CLEAN UP: Wet adhesive may be cleaned using a wet rag. For dried adhesive, use FPI UA-R sparingly with a clean, white, cotton cloth. Do not pour any cleaner directly on flooring.

Health and Safety

Wear protective clothing and eye protection when using this product. Wear rubber gloves during application of product to avoid contact with skin. Use only in well ventilated areas.

EMERGENCY PROCEDURES.

SKIN - Wash thoroughly with soap and water.

EYES - Flush with water for 15 minutes. Seek immediate medical attention.

INHALATION - Remove person to fresh air.

INGESTION - Do not induce vomiting, seek immediate medical attention.

KEEP OUT OF REACH OF CHILDREN AND PETS.

WARRANTY

This product is manufactured according to exacting quality control standards and is warranted to be free from manufacturing defects. Defective material called to our attention within one year of manufacture will be replaced. No guarantee, expressed or implied, is made regarding the performance of this product since the manner and conditions of application are beyond our control.