



(WIRE INSERTION VIEW)  
MPC-10 GREEN CONNECTOR  
12 POSITION CONNECTOR  
FWM: 00-03-2305  
DEUTSCH: DT06-12SC-P012



(WIRE INSERTION VIEW)  
MPC-10 BLACK CONNECTOR  
12 POSITION CONNECTOR  
FWM: 87-04-0051  
DEUTSCH: DT06-12SB-P012



(WIRE INSERTION VIEW)  
MPC-10 GRAY CONNECTOR  
12 POSITION CONNECTOR  
FWM: 00-00-6433  
DEUTSCH: DT06-12SA-P012




21 POSITION CONNECTOR  
DEUTSCH HDP24-24-21PE  
FW MURPHY: 00-00-7681

31 POSITION CONNECTOR  
DEUTSCH HDP24-24-31PE  
FW MURPHY: 00-00-9286



(WIRE INSERTION VIEW)

INPUT/OUTPUT ABBREVIATIONS	
AI	ANALOG/DIGITAL INPUT
DI	DIGITAL INPUT
DO	DIGITAL OUTPUT
RL	RELAY
NO	NORMALLY OPEN
NC	NORMALLY CLOSED
COM	COMMON



(WIRE INSERTION VIEW)

**NOTES:**

1. ALL WIRE TO BE 20 GA, WHITE EXCEPT WHERE NOTED.
2. TWISTED WIRES OR SHIELDED CABLE. APPROXIMATELY ONE TWIST PER INCH.
3. UNUSED CONNECTOR POSITIONS SHOULD BE PLUGGED WITH SEALING PLUG.

**CUSTOMER NOTES:**

4. OUTPUT IS RATED AT 1 AMP MAXIMUM.
5. RELAY OUTPUTS ARE RATED AT 10 AMP MAXIMUM. RELAY 1 AND RELAY 2 COMBINED CURRENT NOT TO EXCEED 15 AMPS.

D	ADDED WIRE CODES TO CONN. 00032305, 87040051	
	& 00006433. (06/06/17) TE (IPD)	MR
REV.	CHANGES MADE	
<b>MURPHY</b> <small>by an Emerson Controls</small>		
DRAWN BY:	MR	E.R.NO. IPD
DATE:	07/07/15	CHKD. BY: AU APPD. BY: AU
MODEL:	WIRING DIAGRAM ML1000 PANEL ASSY	
DRAWING NO.	SHEET 1 OF 1	SIZE
40-07-0198		C D